

Dear Parents,

Please find below the timetable of home learning for the week beginning 13.07.20. Our topic for this week is 'Kings and Queens'. Please continue to share the wonderful learning on Tapestry with us. Thank you for your continued support ☺

<p>Monday AM Maths - Can you complete the patterns? Have a go at making your own repeating pattern!</p>	<p>Tuesday AM Maths - Have a look at symmetrical patterns, what do you notice? Can you use a mirror to make your own pattern symmetry?</p>	<p>Wednesday AM Literacy - Read or listen to the story of 'The princess and the pea'. Have a go at writing your own fairy tale. Remember to use story language, such as: 'once upon a time', 'suddenly' and 'the end'. https://www.youtube.com/watch?v=qRIQaGCXdZY</p>	<p>Thursday AM UtW - Have a look at different types of castles, what do you notice about them? Look at the similarities and differences. Can you label the features?</p>	<p>Friday AM EAD - Can you make your own castle? Think back to yesterday, and see if you can build a castle with all the features you identified yesterday.</p>
<p>Monday PM Phonics - Use the tricky word bricks to try and build your own tricky word castle. See how quickly you can build it!</p>	<p>Tuesday PM Phonics - Re-arrange the letters to make the word that you can hear. https://www.phonicsbloom.com/uk/game/alien-escape?phase=4</p>	<p>Wednesday PM Phonics - Read the sentences next to each picture. Can you add the sound buttons and sausages?</p>	<p>Thursday PM Phonics - Blending bingo! Crank the machine up, and see what word it produces. Sound it out and blend the word to get the point! https://www.ictgames.com/mobilePage/bingo/index.html</p>	<p>Friday PM Phonics - Musical phonics - When the music stops, pick up your spot and read the word before the music starts again!</p>

Further challenge ideas linked to this week's learning:

Physical Development:



- Listen to some royal music, can you make up your own king and queen dance?

Personal, Social, Emotional Development:

- Can you make up your own turn taking game

Monday AM

Have a look at the patterns below, see if you can complete the patterns. Once you've done this, see what you can find around your house to make your own repeated patterns.



Monday PM

Can you use these bricks to build your own tricky word castle? Pick a brick, read the word, and if you get it right you can use it to build your castle!

Mrs

Mr

called

their

could

oh

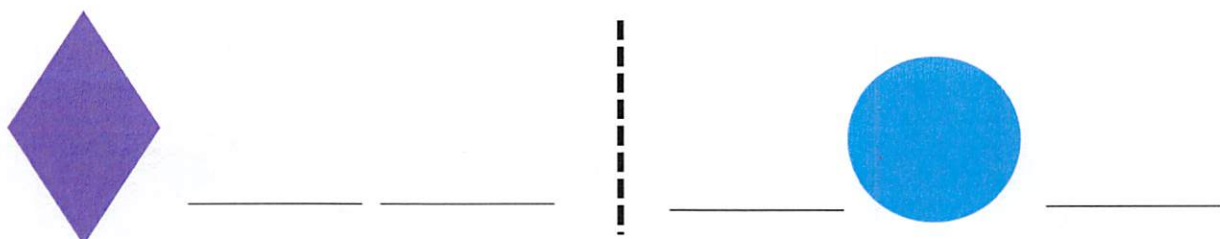



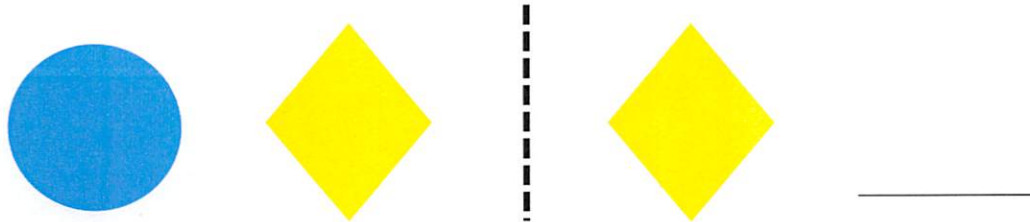
people

asked

looked

Tuesday AM

Have a look at symmetrical patterns, what do you notice about them? See if you can copy these patterns so they are symmetrical on the other side of the line.



Wednesday AM



Once upon a time









Suddenly







In the end






Once upon a time

There was

in the end

Wednesday PM

Read the sentences below, make sure you remember your digraphs and trigraphs! Once you have done that, add the sound buttons and sausages to each sentence.



The frog jumps
into the pond
and swims off.

I keep on bumping
into things in the
dark.

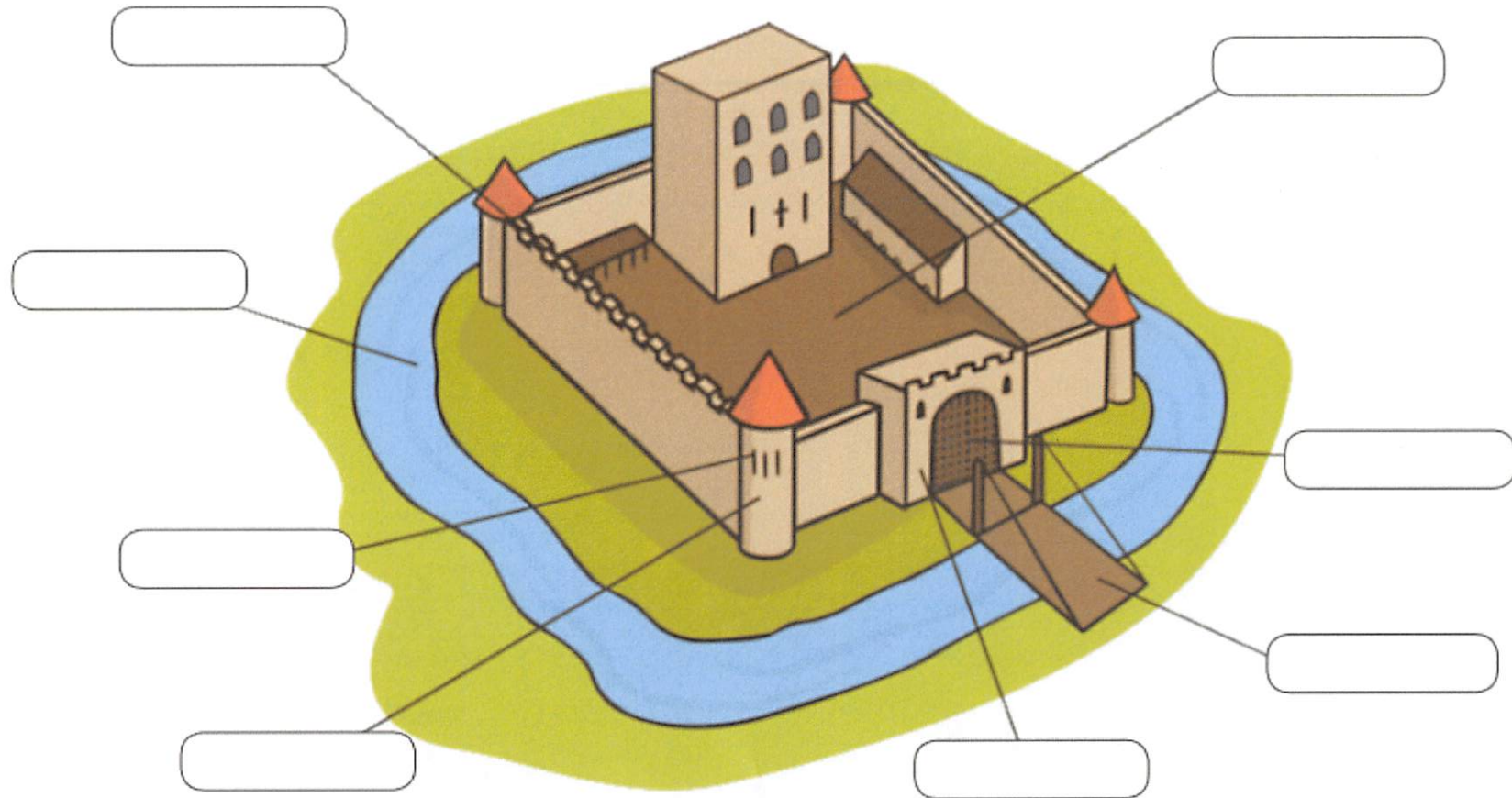


The clown did
tricks with a
chimpanzee.

Thursday AM


Have a look at different types of castles, what can you see? Are they all different? What similarities and differences can spot? Label the castle below using what you have learnt.

Parts of a Castle



Friday AM

Have a go at making your own castle, below there are some examples of how you can do this. Include as many features as you can from your research yesterday.



Friday PM

When the music stops, grab your spot and read it as quickly as possible, before the music starts again!

A large red circle containing the word "went" in white lowercase letters.

went

A large blue circle containing the word "from" in white lowercase letters.

from

A large, solid yellow circle is centered in the upper half of the page. The word "children" is written in white, lowercase, sans-serif font in the center of the circle.

children

A large, solid green circle is centered in the lower half of the page. The word "help" is written in white, lowercase, sans-serif font in the center of the circle.

help



I'm



just