

Dear Parents,

Please find below the timetable of home learning for the week beginning 8.6.20. Our topic for this week is Dinosaurs. Please continue to share the wonderful learning on Tapestry with us. Thank you for your continued support ☺

<p>Monday AM Maths - Choose an even number and have a go at halving it using a halving mat and some manipulatives. You could use pasta shapes and move them in to each box. How many numbers can you halve?</p>	<p>Tuesday AM Maths - Play the doubling and halving board game. Roll a dice and use manipulative to help you work out the double or halving question.</p>	<p>Wednesday AM Literacy - Using your knowledge of Dinosaurs from last week, choose a dinosaur and find out more information about them. Use these to help you write a non-fiction fact file on your chosen dinosaur.</p>	<p>Thursday AM U+W - Now you know more about Dinosaurs, use this information to help you sort them in to different categories. How many different ways can you sort the dinosaurs?</p>	<p>Friday AM EAD - Create your own dinosaur mask or hat.</p>
<p>Monday PM Phonics - Fill a bag or box with the pictures. Pull one out at a time, sound out the word and have a go at writing it. See how quickly you can write each word, maybe you could beat your time each time!</p>	<p>Tuesday PM Phonics - Sentence building - make up your own sentence using the pictures from yesterday, write each word on a piece of paper and put it together to build it.</p>	<p>Wednesday PM Phonics - Sentence reading game (Start with Monday week 2 CVCC) https://www.phonicsplay.co.uk/member-only/Sentences4.html</p>	<p>Thursday PM Phonics - Use the bingo generator to read a word, hide it and write it down. Check if you spelt it correctly. (Phase 4 HFW) https://www.ictgames.com/mobilePage/hfwBingo/index.html</p>	<p>Friday PM Phonics - Play the dinosaur eggs game - listen to the word and click on the correct one. (Choose any sound) https://www.ictgames.com/dinosaurEggs_phonics/mobile/</p>



Further challenge ideas linked to this week's learning:

Physical Development:

- Can you play a game of cricket? Maybe you could make your own wickets?
- Can you have a relay race with your family? Maybe you could make your own baton?

Personal, Social, Emotional Development:

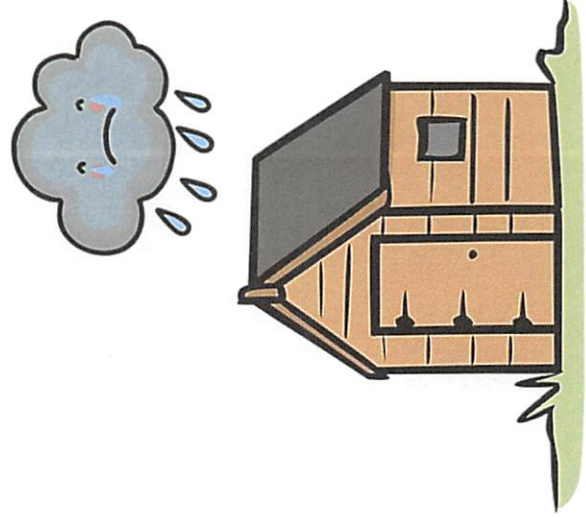
- What do you know about different faiths and beliefs? Can you find out some information about other religions? Do you have a religion?



Halving


Monday PM

7th




shelter


seventh




starfish



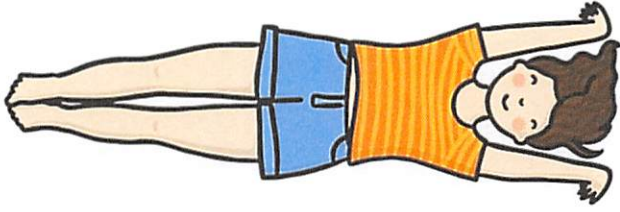
lamp




burnt



chunk



handstand



sandpit

Tuesday AM

Double and half game

Start

Double
2

Halve
2

Double
3

Halve
4

Double
4

Halve
6

Double
5

Halve
8

Double
8

Halve
4

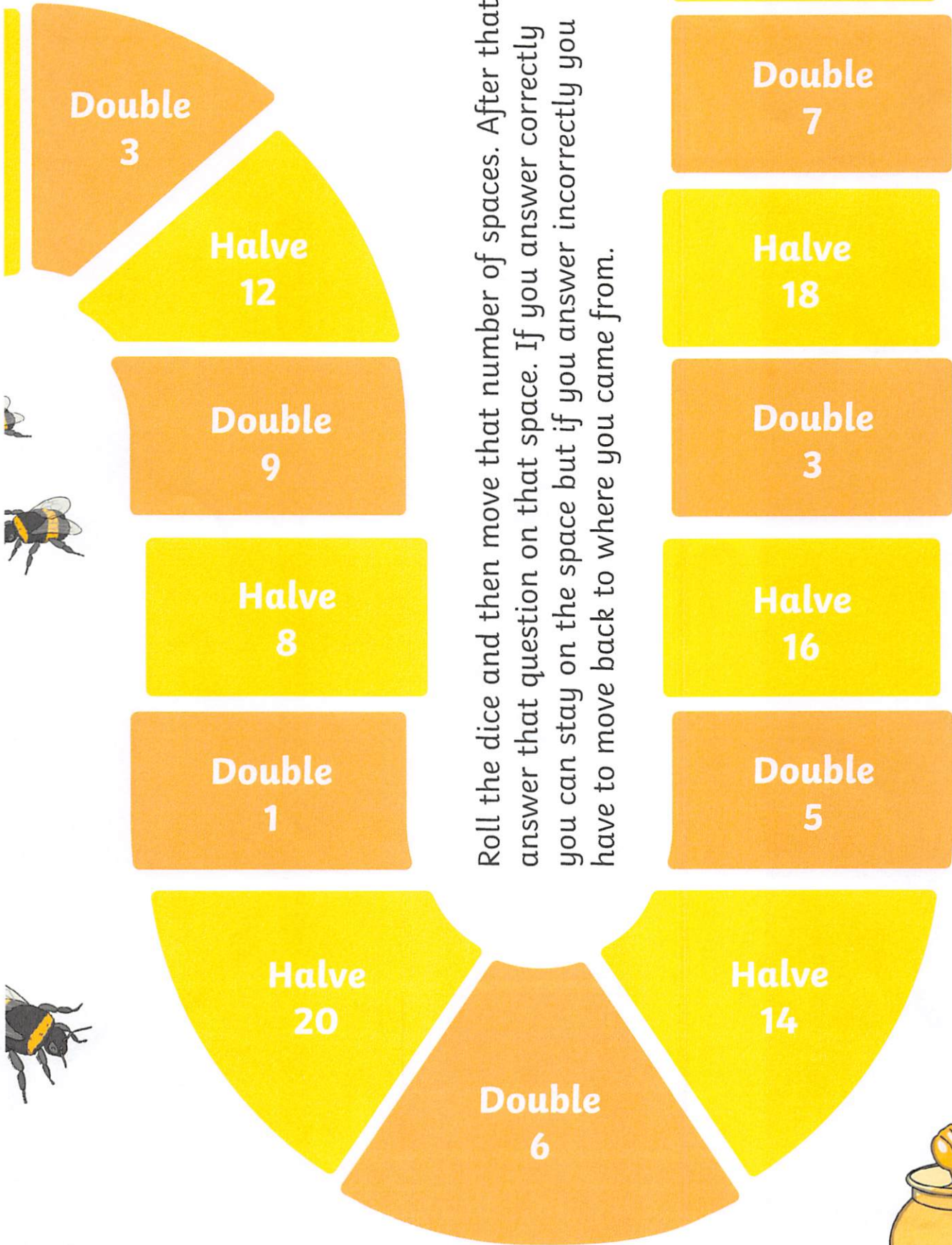
Double
7

Halve
10

Halve
6

Double
6






Roll the dice and then move that number of spaces. After that answer that question on that space. If you answer correctly you can stay on the space but if you answer incorrectly you have to move back to where you came from.



wednesday AM



Dinosaur

FACT FILE

Name:

Picture:

Period:

Size and weight:

Habitat:



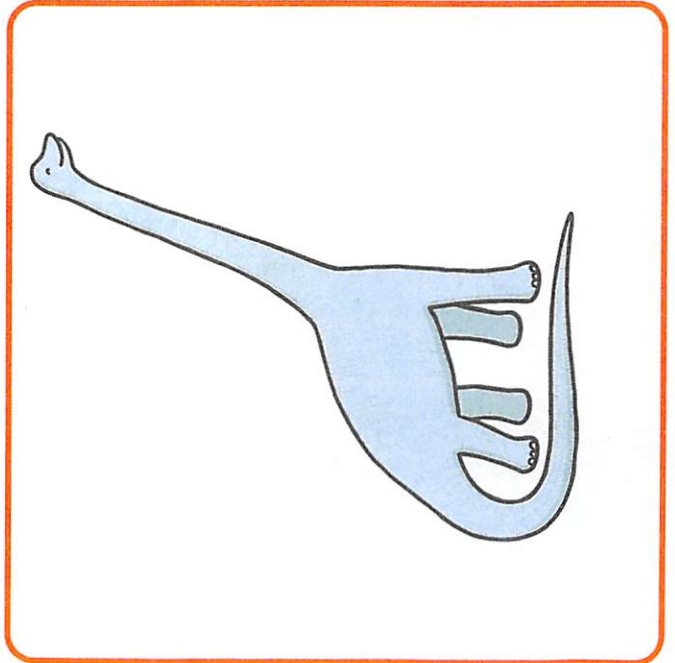


Diet:

Other interesting facts:

Dinosaur Sorting Activity




Thursday AM

Cut out the cards and get the children to sort them into different groups.



Dinosaur Sorting Activity

Cut out the cards and get the children to sort them into different groups.



Sorting Ideas


Dinosaurs that are green with two legs.

Dinosaurs that live in water.



Dinosaurs that eat plants.

Dinosaurs with four legs.

Can the children think of different ways to group the dinosaurs?



Friday AM



Create your own Dinosaur hat or mask

