

Dear Parents,

Please find below the timetable of home learning for the week beginning 6.2.20. Our topic for this week is 'Pirates'. Please continue to share the wonderful learning on Tapestry with us. Thank you for your continued support ☺

<p>Monday AM Maths - Get your grown up to hide the treasure around your house. Follow the instructions to find the treasure. Think carefully about the positional language used. What does behind / next to mean?</p>	<p>Tuesday AM Maths - Create your own set of directions using positional words. Guide your grown up to find the treasure!</p>	<p>Wednesday AM Literacy - Listen to or read some stories about Pirates. You could read 'My Granny is a Pirate'. https://www.youtube.com/watch?v=psK38RjaXi4 Can you write a diary entry as a Pirate? What do Pirates get up to in a day?</p>	<p>Thursday AM U+W - Design your own treasure map including a key.</p>	<p>Friday AM EAD - Make your own treasure chest! You could use the net provided or use junk modelling to create it.</p>
<p>Monday PM Phonics - Read the tricky words and join them up to the matching treasure chest.</p>	<p>Tuesday PM Phonics - Pirates say 'AR!', how many 'ar' words can you write?</p>	<p>Wednesday PM Phonics - Play 'Buried Treasure'. Read the words on the coins, if it is a real word stick it on the chest. If it is a pseudo word, stick it on the bin.</p>	<p>Thursday PM Phonics - Use the activity mats to help learn some Phase 5 tricky words.</p>	<p>Friday PM Phonics - Choose a phase 4 set and play 'Poop Deck Pirates'. https://www.ictgames.com/mobilePage/poopDeck/</p>

Further challenge ideas linked to this week's learning:

Physical Development:

- Can you play a game of volleyball?
- Can you make a 'walk the plank' obstacle course?

Personal, Social, Emotional Development:

- Can you play a board game with your family? Make sure you are taking turns and playing cooperatively.

Monday AM

Get your grown up to hide the treasure around the house. It is up to you to find the treasure using the instructions below. Good luck mateys!



Look behind the sofa.

Look under table.

Look in the sink.

Look in front of the TV.

Look next to the kettle.

Look beside the toilet.









Look on top of the bed.

Look above the shelf.

Monday PM








Pirate Treasure Tricky Word Matching

Draw lines to match each coin to the treasure chest showing the same word.



Pirate Treasure Tricky Word Matching

Draw lines to match each coin to the treasure chest showing the same word.



Tuesday AM

A hand-drawn scroll with a thick black outline and a stippled texture. The scroll is oriented vertically and has five numbered sections for writing, labeled 1 through 5 from bottom to top. Each section is defined by horizontal lines and contains a large number followed by a period. The scroll is tied at both ends with a simple knot-like structure.

5.

4.

3.

2.

1.

2.

4.

2.


5.

J.

Tuesday PM

Me Treasure map of "Aaarghi" Words!

Make a treasure map of 'ar' words! Can you make them snake all the way to the treasure?



yard


A treasure map activity consisting of two rows of boxes connected by dashed lines. The top row starts with a box containing the word "yard", followed by three empty boxes. The bottom row starts with an empty box, followed by two more empty boxes. A treasure chest filled with gold coins and jewels is at the end of the path. A large red 'X' is at the top.

Dear Diary,

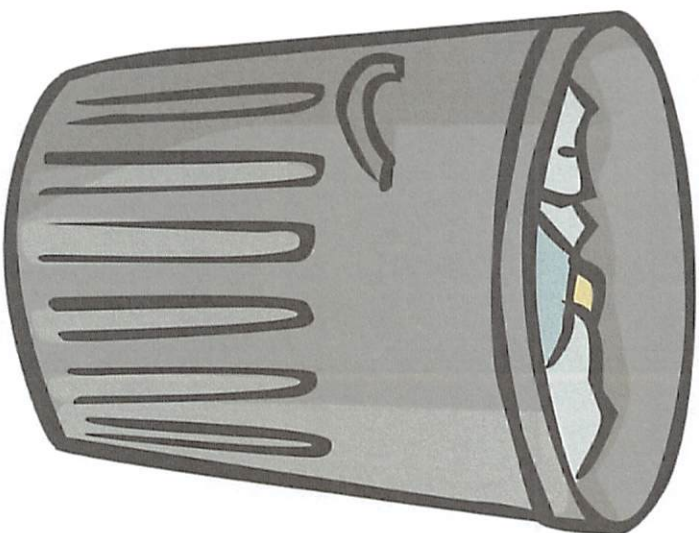
Wednesday 7th

Deon Deon

Wednesday PM



Treasure Words



Fake Words



went



handstand



fresh



just



windmill



steep



help



desktop



thrush



sixth



jump



blast



scrunch



rindmar



grair



speck



woast



trell



drench



avark



hoint



jinch




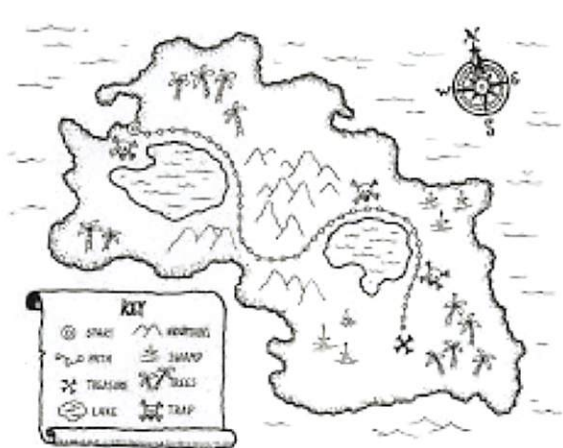
clapast



yolp

Thursday AM

Can you have a go at making your own treasure map? You must include a key, to tell the reader what different symbols mean!



Thursday PM

Make the word using playdough to fill the letter shapes:

their

Make the word using letters:

Trace the word:

their their 

Underline the word:

The children took
their sandwiches
out of the
picnic basket.

Write the word:



Make the word using playdough to fill the letter shapes:

asked

Make the word using letters:

Trace the word:

asked



Underline the word:

“Are you hungry?”
asked Dad.

Write the word:

Three sets of handwriting lines, each consisting of a solid top line, a dashed middle line, and a solid bottom line.



Make the word using playdough to fill the letter shapes:


could

Make the word using letters:

Trace the word:



Underline the word:





I wonder if a pig could fly to the moon?

Write the word:



Friday AM

Have a go at making your own treasure chest! What 3D shapes can you include?



Treasure Chest Paper Model

