

Monday AM


M: SSM ELG

LO: To compare objects by weight.

1.6.20

Find 4 objects around your house. Estimate which ones will be the heaviest and the lightest. Weigh them to check and draw a picture of each item, ordering them from lightest to heaviest.

Lightest



Heaviest

--	--	--	--

Monday PM



were



out



have



do



one



like



help



said



Tuesday AM

## Maths Mastery Home Learning Challenge

### Adult Guidance

#### What Are We Learning?

We are learning about weight.

#### How to Set up the Challenge

- Fill two shopping bags, one with many small items and the other with one or two larger empty or light boxes. Do not tell your child that the boxes are empty.
- Show your child the two bags and ask them to look inside without touching.
- Ask your child to predict which bag they think will be the heaviest and why.
- Allow your child to pick up the two shopping bags and ask them to show which bag is heaviest by moving their arms like weighing scales.
- Repeat this activity using a different combination of items.




#### How to Get Your Child Thinking

##### Try asking questions, such as:

- Why have you made that prediction?
- Are large things always heavy? Are small things always light?
- Can you think of an example of a small heavy object?
- Can you show me which one is heaviest using your body?

Ask your child to fill shopping bags by themselves for you to predict which one is the heaviest or lightest. Take other household items and make predictions about their weights using your hands.

## Weight




- There are many things in this bag. Will that make it heavy or light?
- This object is large. Do you think that makes it heavy or light?
- Which object do you think weighs the most and why?
- What have we found out today?

Tuesday PM

02.06.20

L:WELG

Can you use the picture below to write a description of the dinosaur? Think about where the dinosaur lives, and what he looks like. Can you use some 'WOW' words?



---

---

---

---

---

---

Wednesday AM

L:W ELG

3.6.20

LO: To build a story with a character and plot.

Draw a picture of your character, set, problem and resolution. Use these to help you build your own story.

Character

Setting

Problem

Resolution

LO: To build a story with a character and plot.

---

---

---

---

---

---


---

---


---

---





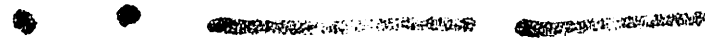
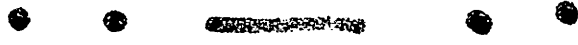
mönster



röcket



hämmer





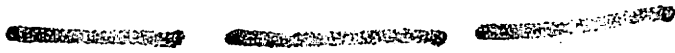
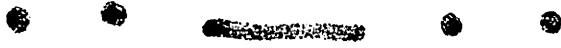
ᐱᐱᐱᐱᐱᐱ



ᐱᐱᐱᐱᐱᐱ




ᐱᐱᐱᐱᐱᐱ



Thursday AM


## Who Am I?

1. I am a carnivore.
2. I walk on 2 legs.
3. I have small arms.




## Who Am I?

1. I have the smallest dinosaur brain.
2. I have large upright plates from my neck down my back.
3. I am a herbivore.




## Who Am I?

1. I am a carnivore.
2. I have a pointed beak.
3. I fly using my wings.




## Who Am I?

1. I am a carnivore.
2. Although I have feathers I cannot fly.
3. I am smaller than an adult human.




## Who Am I?


1. I am a herbivore.
2. I walk on 4 legs.
3. I have 3 horns on my head.



## Who Am I?


1. I am the heaviest dinosaur.
2. I have a long neck and tail.
3. I am a herbivore.






**Tyrannosaurus rex!**

I am a



**Velociraptor!**

I am a




**Stegosaurus!**

I am a



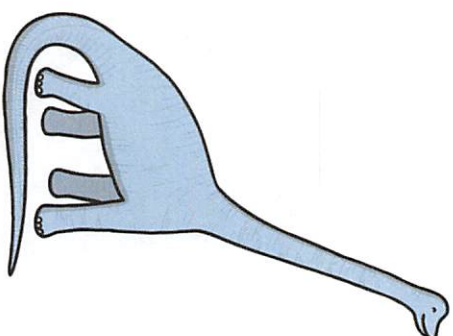
**Triceratops!**

I am a



**Pterodactyl!**

I am a



**Brachiosaurus!**

I am a

Friday AM

