








	fourteen	19
	nineteen	14
	thirteen	18
	seventeen	12
	twelve	20
	twenty	16
	eighteen	11
	fifteen	17
	eleven	15
	sixteen	13

What to do


• Ask your child to cut out the cards, then to match each number with the correct number name and group of objects. They then stick their completed sets of cards, in order smallest to largest, on a large sheet of paper.

Ask your child to identify different numbers as numerals and words. For example: Can you show me the number twelve? (the correct answers would be "12" and "twelve")



Read and write numbers in numerals and words

# Number names from 11 to 20



- You will need:
- scissors
  - glue
  - paper