

Name: _____ Date: _____

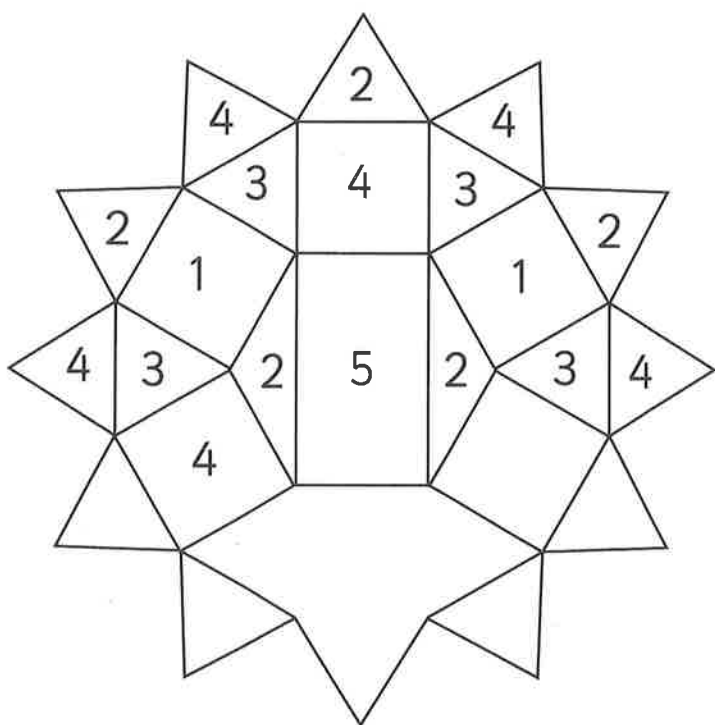
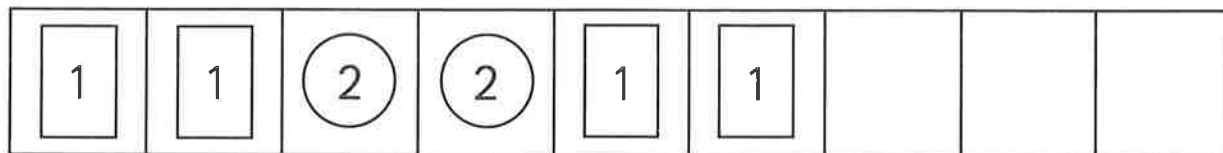
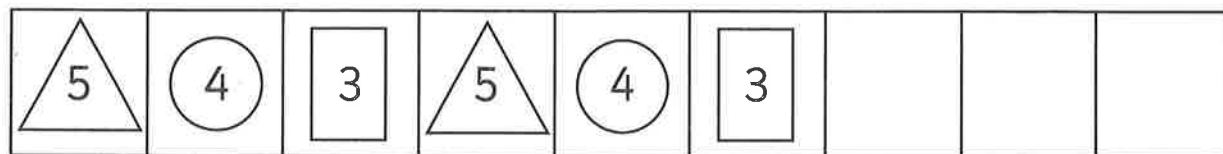
2-D shape patterns

Complete 2-D shape patterns

Key:
 red = 1
 yellow = 2
 green = 3
 blue = 4
 purple = 5

You will need:

- ruler
- red, yellow, green, blue and purple coloured pencils



Teacher's notes

At the top of the page, children colour the shapes as shown, then draw and colour the rest of the shapes to continue the pattern. They then draw and colour their own shape pattern. At the bottom left, children draw the missing lines to complete the pattern made up of triangles, squares and rectangles. They colour the numbered shapes as shown and then colour the rest of the shapes to continue the pattern. Finally, children colour the shapes to make a repeating pattern. Hint: Choose a two- or four-shape pattern.