



Name: _____


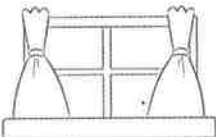







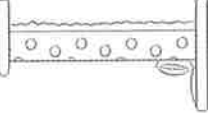

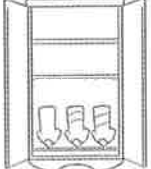
Date: _____

Where in the room?

Understand words that describe position

You will need:
• coloured pencils



- outside the  
- in front of the  
- on top of the  
- behind the  
- underneath the  
- inside the  

What to do

• Work with your child to help them draw each of the objects in the correct position. Hint: Think carefully about how much of the person will be seen when they are behind the chair!

Take turns to say one of the following position words/phrases: in front of, behind, on top of, underneath, inside, outside. The other person must use the chosen word/phrase in a sentence to describe something they can see around them.

