






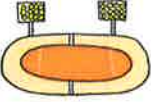


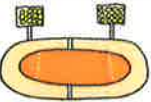




View from a hill

Recognise and make whole, half, quarter and three-quarter turns



You will need:
• coloured pencils



 sees <input type="checkbox"/> <input type="checkbox"/>	 turns	 sees <input type="checkbox"/> <input type="checkbox"/>
	quarter	
		
	three-quarter	
		
	half	
		

Teacher's notes

Children draw what the person on the hill will see when they make a turn to the right (clockwise), or write how far the person on the hill needs to turn to the right (clockwise) to see the second feature.

