

Name: \_\_\_\_\_







Date: \_\_\_\_\_

# Fishy facts

Recall addition and subtraction facts to 20

**You will need:**

- scissors
- glue
- small counting objects, such as buttons or counters



**What to do**

• Ask your child to cut each of the small fish from the bottom of the sheet. Ask them to choose one of these and to solve the addition or subtraction problem shown in it. They then match the small fish to the large fish showing the correct answer. They continue until they have matched two small fish to each large fish, one addition and one subtraction. Once they have positioned all of the fish correctly, they can glue them into place. Ask your child if they can write another addition and another subtraction fact for each of the numbers shown on the large fish. For example, they could suggest  $19 - 4 = 15$  and  $7 + 8 = 15$ . It may be helpful to provide them with small counting objects, such as buttons or counters, to help with their working out. Use the back of this sheet to record their work.



