



















# Writing directions

Write directions in right angles



Start on 	Start on 	Start on 
Go forward 3 squares		
1 right angle turn clockwise		
You have arrived on: 	You have arrived on: 	You have arrived on: 

Teacher's notes

Children use the grid at the top of the page to write directions from the given starting point to the given end point – Earth. Ensure the children realize that they do not need to write a direction in each box. When the children have written all three sets of directions, they swap with a partner to check the accuracy of each other's directions.

