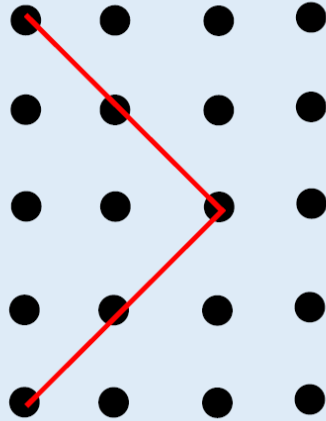



## Challenge 2






Is the angle acute, obtuse or a right angle?  
Can you explain why?

Here is a square. Inside the square is an equilateral triangle. The perimeter of the square is 60cm.



Find the perimeter of the triangle.

Draw the lines of symmetry in these shapes (you could use folding to help you). What do you notice?



?

*Are lines of symmetry always vertical?*